



2025/2026

---

# School Group Pre-Arrival Information

# Contents

We look forward to hosting your upcoming visit and welcoming you to Ontario's only four season mountain village resort. In this document, you will find useful information that will ensure your visit is a success and for informing our teams of the details of your itinerary.

<hr/>	Before You Arrive	<hr/>	While You're Here
Need to Know's & Checklists		Attractions & Restrictions	
<hr/>	Arrival	<hr/>	While You're Here
Helpful Maps		Lesson Plans	
<hr/>	While You're Here	<hr/>	While You're Here
On Site Contacts		Expectations	



This document will walk you through the details and forms required for your upcoming visit. Linked documents and further information can be found on our website at the link above.

*Need to Know's*

# Pre-Arrival Checklist

Monitor Permission Forms

☐

## **Send WaiverFile link to all parents**

Final participant numbers are due a minimum of 2 weeks prior to your scheduled trip date, no exceptions. Failure to provide final numbers will result in significant delays upon arrival. Tickets will not be preprinted if permission forms are not complete and numbers are not confirmed.

---

1 Week Prior

☐

## **Confirm participant numbers and on-site contact information**

Confirm how many students, teachers, and guardians will be attending your trip with your Group Services Account Manager. Please ensure that you have sent your class participant list to your Group Services Account Manager.

Confirm on-site contact information with your Group Services Account Manager.

Submit any forms for students requiring adaptive support.

---

1 Week Prior

☐

## **Review Arrival Map with your bus company**

Ensure a smooth arrival. Bus parking is exclusive to our P1 Parking Lot and your Blue Mountain Ambassador will meet you there!

---

The Week of Your Trip

☐

## **Check Weather Conditions**

It is important that students dress for the weather. Layering will ensure a comfortable day on the slopes. The essentials are:

- Jacket
- Snow pants
- Gloves
- Good socks

If you need to cancel your trip due to weather conditions/ bus cancellation please provide as much notice a possible – 24 hours notice is preferred.

*Need to Know*

# Arrival Checklist

Arrival

☐

## Arrive to P1 Bus Parking Lot

Bus parking is exclusive to our P1 Parking Lot. Your Blue Mountain Ambassador will meet you there!

---

Arrival

☐

## Collect Tickets

Your ticket order will be ready for pick up as early as 8:30am the day of your scheduled trip unless otherwise arranged with your Group Services Account Manager. The on-site contact or organizing teacher will be asked to walk across the street to the Group Ticket Pick Up Office. Your Blue Mountain Ambassador will provide instructions for the day to those remaining on the bus.

**Bring your class list and final numbers. If there is a change to your on-site contact number please let us know. On-site contact must keep their cell phone on and available at all times during your visit.**

Once you receive your tickets, return to your group.

---

☐

## Bag Storage and Rental Equipment

Your Ambassador will direct you to your lunch area where your students can store their bags for the day. Students requiring rental equipment will be directed to the rentals area by your Ambassador.

---

☐

Starting Your Day (Skiing & Snowboarding Students)

## Snow School Meeting Place

Students will meet with the Snow School team and be organized into their lesson/assessment groups based on ability level.

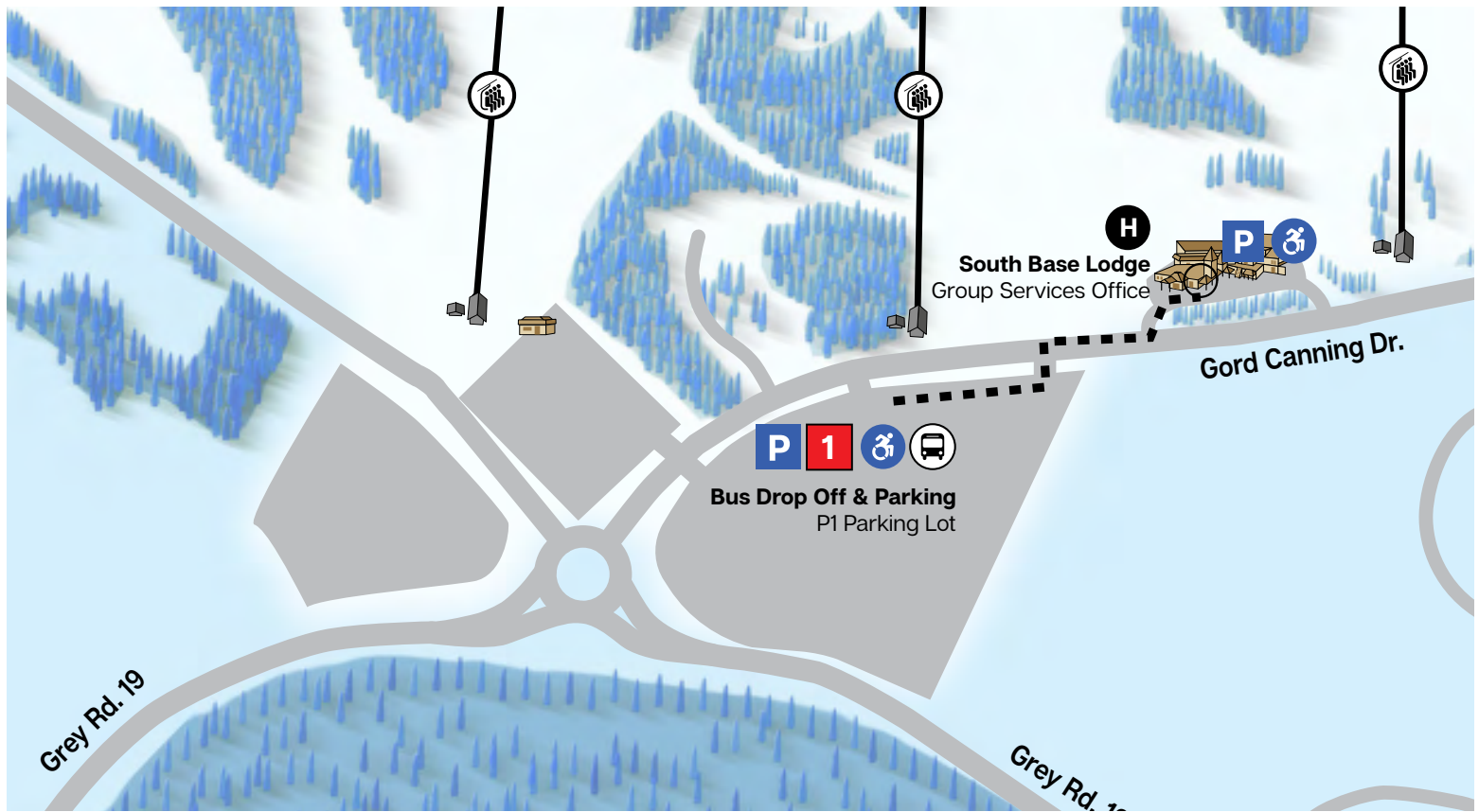
---

☐

Starting Your Day (Non-Skiing & Snowboarding Students)

## Walk to Village

**Approx. 15-20 mins.** Your Ambassador will provide directions for key locations and attractions.



*Helpful Maps*

## Bus Arrival and Parking Map

**ARRIVAL & DAY GROUP PICK UP LOCATION**

### **Blue Mountain P1 South- Parking Lot**

115 Gord Canning Dr, The Blue Mountains, ON, L9Y 0R4

Group Leader will disembark to pick up tickets from Guest Insight Office. A Blue Mountain Ambassador will board the bus to greet the students and provide directions on next steps.





## Helpful Maps

# Day Use Area Map



### BUS DROP OFF & PARKING P1 South- Parking Lot

115 Gord Canning Dr  
44.497259, -80.304560

#### REMINDER:

Bring your class list when picking up tickets and double check all permission forms have been signed and submitted before arrival.



### TICKET PICK UP, BAG STORAGE, LUNCH South Base Lodge

138 Gord Canning Dr

### Starting Your Day

Non-skiers & snowboarders walk to the village attractions using directions provided by ambassador.

### Walk to Village approx. 15-20 mins.



#### Bus Parking P1



#### South Base Lodge



South Base Eatery



Rentals



Hillside South



Restrooms



Guest Insight Office



#### Mountain Patrol First Aid, Safety, Security



#### Grand Central Lodge



#### Restroom Public Facilities



#### Lost & Found Grand Central Lodge



#### Restaurant



#### Retail Shop



#### Hike N' Tube



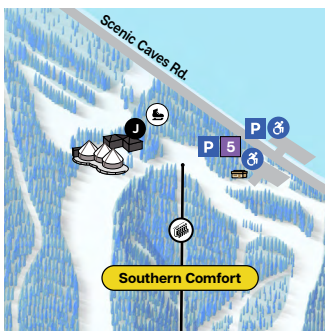
#### Canopy Climb Net Adventure



#### Ridge Runner Mountain Coaster



#### Plunge! Aquatic Centre Indoor/Outdoor Pool, Hot Tubs, Splash Zone



## Mountaintop Attractions



#### Woodview Activity Centre



#### Mountaintop Skating

### NOTE: MOUNTAINTOP SKATING

Teachers should arrange for their bus to transport students to P5 parking lot and walk approximately 5 minutes to access.

## *Arrival*

# BMR On-Site Contacts

Whether it's a simple question or information you would like to have for another stay, we've listed a number of contacts that can be helpful.

### **At Your Service (ALTO) | Text 705-998-1996**

Receive timing and operational updates directly to your phone. This will be your go to contact phone number while on resort. Ask ALTO questions about your recreation experiences, tickets, parking and more! Text 705-998-1996 to opt in.

### **Resort Information | Call 1-877-445-0231 x60230**

Available 24 hours.

### **Mountain Patrol | Call 705-445-0231 x52900**

If you or someone around you experiences an emergency, accident, or requires assistance from security or first responders at any time while you are on property, please contact the patrol dispatch.

## Activities

# Lift Access Stickers

### Winter Attractions

All skiing and snowboarding students will be assigned a lift access sticker by a Blue Mountain instructor which indicates the lift(s) the student can access during their visit. All students must have the required sticker visible on their outerwear at all times.

Please Note: School Groups do not have access to Terrain Parks.

## No Sticker

### Learning Centre Surface Lift Access Only

Explorer, Little Ripper, Easy Rider and Undergraduate

### Green

Lift access includes all areas listed in : 

+Voyageur and Graduate

### Purple

Lift access includes all areas listed in :  





+Orchard Express

### Blue

Lift access includes all areas listed in :   

+Southern Comfort, Silver Bullet Express, and Valley Express

### Black

Lift access includes all areas listed in :    

+Weider



*Activities*

# Attractions & Restrictions

## Winter Attractions

Attractions are unlimited access unless otherwise noted with purchase of Single-Use Attraction Tickets. Due to age restrictions, some attractions require an adult (18+) to accompany students while others require ground level supervision. More details available at [BlueMountain.ca](https://www.bluemountain.ca)

Attractions & Activities	Junior Ticket Grade 1-7	Senior Ticket Grade 8-12	Close Toe/ Heel Shoes Required	Height/ Weight Restrictions	Age Accompanied by Adult	Age Supervised by Adult	Age Solo
Canopy Climb Net Adventure	YES	YES	YES	Max. 250lbs	3 to 5	6 to 12	13+
Ridge Runner Mountain Coaster	NO	YES		Cart Max. 330lbs	3 to 12 Min 40"		13+
Hike N' Tube Snow Tubing	YES	YES	YES				
Woodview Mountaintop Skating	YES	YES					
Add On Experiences							
Snowshoe (1.5h)*	YES	YES					
Meal Program	YES	YES					
Plunge! Aquatic Centre	YES	YES			0 to 6	7 to 9	10+

\*It is recommended that snowshoers consult the trail map and hike within their ability.

*Your Day At Blue*

# Lesson Plans

We're pleased to provide educators with an easy to use portal for more information on activities and attractions including curriculum alignment, safety, accessibility and OPHEA guidelines.

If you're looking for lesson plans related to your trip, we've got you covered! Check out our activity specific primary, junior, intermediate, and senior age group learning and activity recommendations for before, during and after your adventure.



*Your Day At Blue*

# Day of Expectations

We thank you for conveying the following expectations to your class before you arrive to ensure your visit is safe and positive.

## Student Expectations

- Students are always to be on their best behavior on the resort.
- Students are required to listen to all Blue Mountain staff and watch all required videos.
- Running or any form of unsafe behavior is not permitted on resort.
- Any form of bullying/harassment will not be tolerated.
- A teacher will be contacted when required to deal with misbehaving students.
- A student's ticket is a privilege and Blue Mountain staff reserve the right to remove a lift ticket if a student is creating any environment that could be dangerous to either themselves or others around them.
- Students are required to stay within the resort boundaries and not go on any street or into any parking lot, unless accompanied by a chaperone.
- **Teachers, please review the Alpine Responsibility Code with your students prior to arrival.**

☐

I have read and understood the expectations above and am ready for my day at Blue Mountain!

☐

I have read and understood the Alpine Responsibility Code and ticket Liability and Exclusion

---

NAME

---

SIGNATURE



# ALPINE RESPONSIBILITY CODE

THERE ARE ELEMENTS OF RISK THAT COMMON SENSE AND PERSONAL AWARENESS CAN HELP REDUCE. REGARDLESS OF HOW YOU DECIDE TO USE THE SLOPES, ALWAYS SHOW COURTESY TO OTHERS. PLEASE ADHERE TO THE CODE LISTED BELOW AND SHARE WITH OTHERS THE RESPONSIBILITY FOR A SAFE OUTDOOR EXPERIENCE.

1. Always stay in control. You must be able to stop or avoid other people or objects.
2. People ahead of you have the right-of-way. It is your responsibility to avoid them.
3. Do not stop where you obstruct a trail or are not visible from above.
4. Before starting downhill or merging onto a trail, look uphill and yield to others.
5. If you are involved in or witness a collision or accident, you must remain at the scene and identify yourself to the Ski Patrol.
6. Always use proper devices to help prevent runaway equipment.
7. Observe and obey all posted signs and warnings.
8. Keep off closed trails and closed areas.
9. You must not use lifts or terrain if your ability is impaired through use of alcohol or drugs.
10. You must have sufficient physical dexterity, ability and knowledge to safely load, ride and unload lifts. If in doubt, ask the lift attendant.
11. Parents or guardians are responsible for their children's activities on resort property.
12. Avoid going through ski and snowboard classes. The same goes for race courses, unless you are a participant.

**This is a partial list. Know the Code –  
Be Safety Conscious. It is Your Responsibility**

**BE AWARE**



**SKI & RIDE  
WITH CARE**



## **NOTICE TO ALL USERS OF THESE PREMISES AND FACILITIES**

**EXCLUSION OF LIABILITY  
ASSUMPTION OF RISK · JURISDICTION**

### **PLEASE READ CAREFULLY**

**THESE CONDITIONS WILL AFFECT YOUR LEGAL RIGHTS INCLUDING THE RIGHT TO SUE  
THE OPERATOR FOR NEGLIGENCE, BREACH OF CONTRACT OR BREACH OF THE  
OCCUPIERS' LIABILITY ACT OR TO CLAIM COMPENSATION FOLLOWING AN ACCIDENT**

Your use of these premises and facilities and participation in activities on the premises involve various risks, dangers and hazards. Please visit the Safety & Risk Awareness website at: [www.bluemountain.ca/safety](http://www.bluemountain.ca/safety) or scan the QR code below for a description of these risks, dangers and hazards. A description of these risks, dangers and hazards is also available at guest services.

As a condition of your use of the premises and facilities and your participation in activities on the premises, you assume all risk of personal injury, death or property loss resulting from any cause whatsoever including **NEGLIGENCE, BREACH OF CONTRACT OR BREACH OF ANY DUTY OF CARE OWED UNDER THE OCCUPIERS' LIABILITY ACT ON THE PART OF THE OPERATOR OF THE PREMISES AND FACILITIES** and its employees and representatives (hereinafter collectively referred to as "the Operator").

- You agree that the Operator shall not be liable for any personal injury, death or property loss **AND RELEASE THE OPERATOR FROM ALL LIABILITY AND WAIVE ALL CLAIMS WITH RESPECT THERETO.**
- Negligence includes failure on the part of the Operator to take reasonable steps to safeguard or protect you from or warn you of the risks, dangers and hazards referred to above.
- Any litigation involving the Operator shall be brought solely within Ontario and shall be within the exclusive jurisdiction of the Ontario Court.
- These conditions and any rights, duties and obligations involving the Operator shall be governed by and interpreted solely in accordance with the laws of Ontario and no other jurisdiction.



**THE OPERATOR'S LIABILITY FOR NEGLIGENCE, BREACH  
OF CONTRACT OR BREACH OF THE OCCUPIERS' LIABILITY  
ACT IS EXCLUDED BY THESE CONDITIONS.**